

CUSTOMIZED BENDING OPTIONS

Here at Marine Industries we handle customized bending jobs!

When you supply us with a detailed description of the item you desire bending for, along with a size accurate splash of each bending piece, we will custom bend both the vinyl and/or the stainless steel to your exact specifications.



This is a sample of what a splash design looks like. Notice how we bent both the vinyl and stainless steel rubrail to fit the intricate bend details necessary for a perfect fit.

Below are some samples of the many different bending jobs we have done!



*Quality marine rub rail,
trim and accessory hardware!*



Michigan Plant

2900 Boyne Rd. ~ Marlette, MI 48453

Phone: 989-635-3644 ~ Fax: 989-635-5503



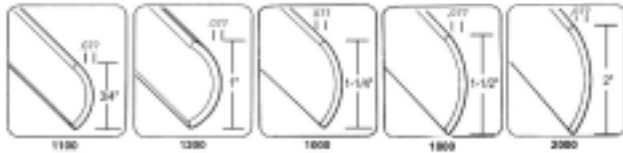
Tennessee Plant

14817 Highway 58. ~ Decatur, TN 37322

Phone: 423-334-3422 ~ Fax: 423-334-3232

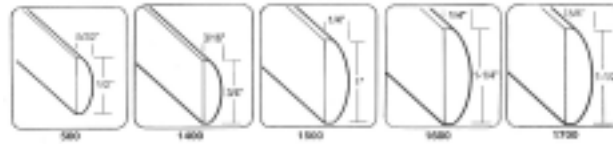
www.marineind.net

Hollow Back Rub Rail Stock Stainless Steel (T-304) (316-L)



| Part No. | | # Screw (on 6" Centers) |
|----------|---|----------------------------|
| 0550-062 | .062 x 1/2" x 12' | 8 |
| 1100-062 | .062 x 3/4" x 12', 16' or 20' w/holes | 8 |
| 1100-077 | .077 x 3/4" x 12', 16' or 20' w/holes | 8 |
| 1200-077 | .077 x 1" x 12', 16' or 20' w/holes | 10 |
| 1000-077 | .077 x 1-1/4" x 12', 16' or 20' w/holes | 10 |
| 1800-077 | .077 x 1-1/2" x 12', 16' or 20' w/holes | 10 |
| 2000-077 | .077 x 2" x 12', 16' or 20' w/holes | 10 |

Solid Back Rub Rail Stock Stainless Steel (T-304) (316-L)



| Part No. | | # Screw (on 6" centers) |
|----------|--|----------------------------|
| 0500-150 | 5/32" x 1/2" x 12' w/holes | 6 |
| 1400-187 | 3/16" x 3/4" x 12', 16' w/holes | 10 |
| 1500-250 | 1/4" x 1" X 12', 16' or 20' w/holes | 12 |
| 1600-250 | 1/4" x 1-1/4" x 12' or 16' w/holes | 12 |
| 1700-375 | 3/8" x 1-1/2" x 20' w/holes | 12 |
| 2000-500 | 1/2" x 2" x 20' w/holes (#14 screw 8" centers) | |

Hatch Binding & Seal Trim Stainless Steel (T-304)



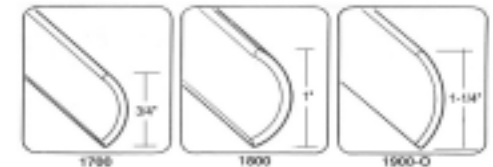
| Part No. | | # Screw (on 2" centers) |
|----------|------------------------------|----------------------------|
| 2900-06 | .051 x 1-1/4" x 6' Polished | 6 |
| 2900-10 | .051 x 1-1/4" x 10' Polished | 6 |
| 3000-06 | .051 x 1-1/2" x 6' Polished | 6 |
| 3000-10 | .051 x 1-1/2" x 10' Polished | 6 |

Rub Rail Ends ~ Stainless Steel (T-304)



| Part No. | | # Screw |
|----------|-----------------------|---------|
| 2000-12 | 3/4" x 12" Polished | 8 |
| 2100-12 | 1" x 12" Polished | 10 |
| 2200-12 | 1-1/4" x 12" Polished | 10 |

Rub Strakes ~ Stainless Steel (T-304)



| Part No. | |
|----------|---------------------|
| 1700-6 | 3/4" x 6" Polished |
| 1700-8 | 3/4" x 8" Polished |
| 1700-12 | 3/4" x 12" Polished |
| 1700-24 | 3/4" x 24" Polished |
| 1700-36 | 3/4" x 36" Polished |
| 1800-12 | 1" x 12" Polished |
| 1800-24 | 1" x 24" Polished |
| 1800-36 | 1" x 36" Polished |